


Quick Draw: Day One



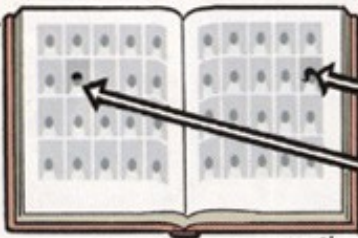


This is a Language Course

- The presupposition of this method is that drawing is a visual language analogous to a verbal language.
- Utilizes a schema or system
- Utilizes semantic or syntactical conventions
- Can be used to convey ambiguity or precision

Can you read this language?











PEANUTS.

by
SCHULZ





196 EPISODE V

A 130-second variation has the Falcon line spot Luke blown from a VADER reference plate before he falls from the antenna. = Rodin Jankov, B3 Johnston, B2 Coran, B3



Leia, Han, and Chewbacca hurry to catch Luke before it's too late. = Coran, B1 Rodin Jankov, B2 Johnston, B3

EPISODE V 197

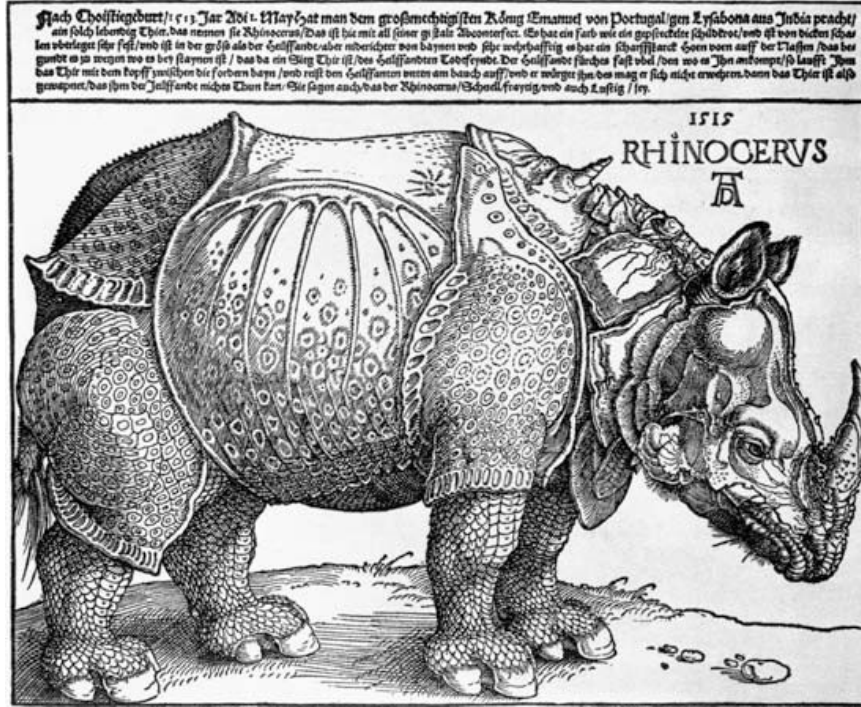
art director at
Star Wars
developed the
equipment.
Best Visual
Lost Ark and
s, The Rocke-
s, and Captain

art director
is Bork and as
He spent the
the '70s de-
ing movies, and
ounded and is
Media Corp. a
scopic 3D con-

astfilm, is the
The Making
Wars: Revenge
times bestseller
and Star Wars
ams, 2013). He
hort Riddle of

McQuinn R2E.

R. Johnston R2.



The Problem

- Visual language development stops at puberty in most western societies.
- Your current drawing level will remain stuck at the level where development stopped.
- Our society considers it OK to give up and mystify the acquisition of this language.
- A lot of drawing instructions are aimed at people who already know how to draw.

How to draw an Owl.

"A fun and creative guide for beginners"




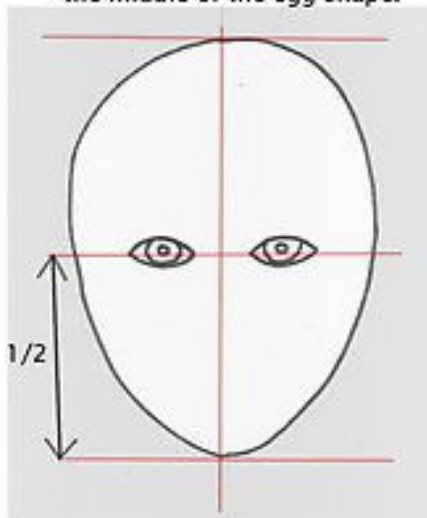
Fig 1. Draw two circles



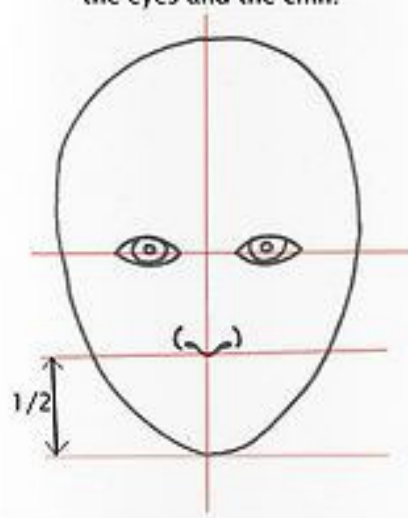
Fig 2. Draw the rest of the damn Owl

Guide for Drawing a Face

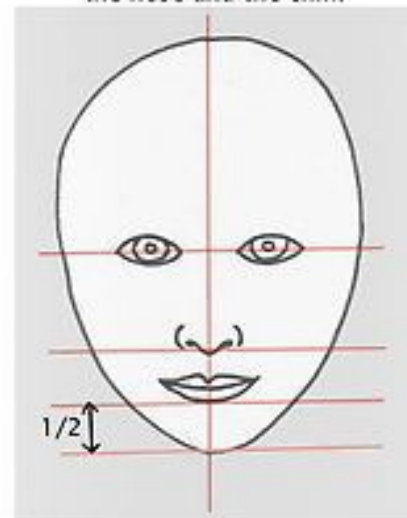
Draw an upside-down egg shape for the head. Draw the eyes in the middle of the egg shape.



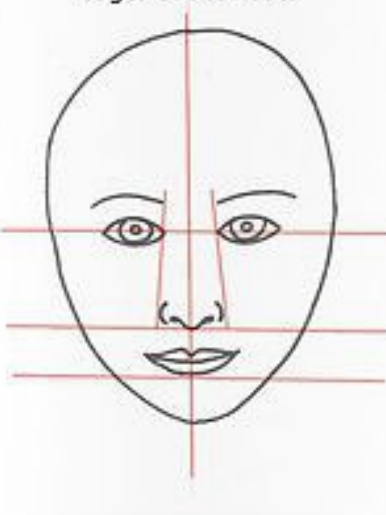
The bottom of the nose meets a line halfway between the eyes and the chin.



The bottom of the lips meets a line halfway between the nose and the chin.



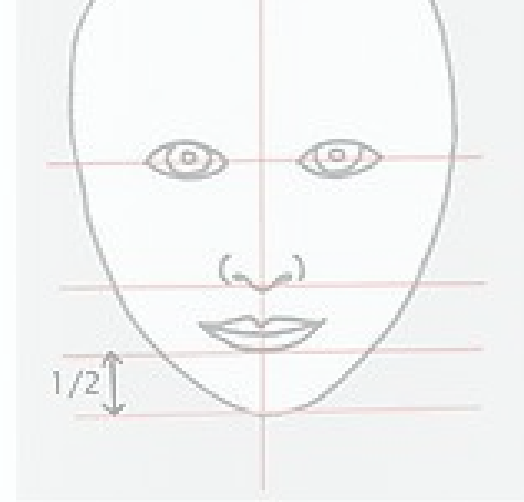
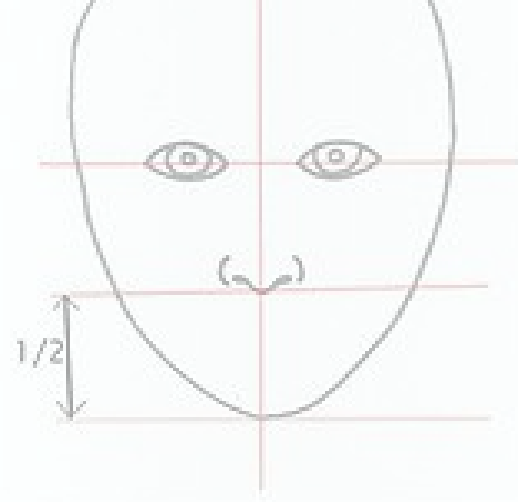
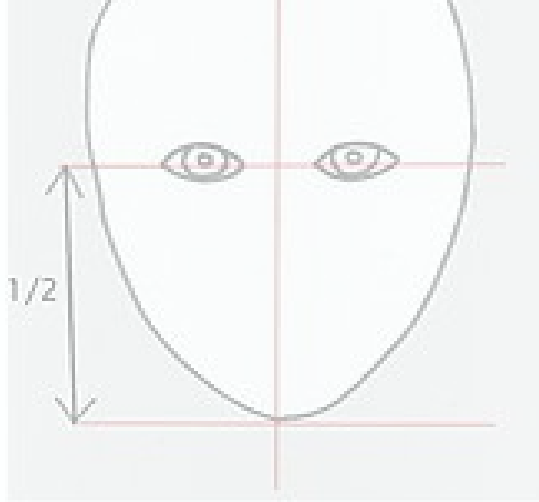
The eyebrows should line up with the corners of the eyes and edges of the nose.




Draw the hair and start shading







The eyebrows should line up with the corners of the eyes and edges of the nose.



Draw the hair and start shading



The Challenge

- The brain and latent images
- Shapes and objects-latency
- Subvocalization
- Directions-generalized
- Must give the brain crystal clear instructions

How A Dolphin Eating a Banana and
Obesity in West Virginia will help
you draw.



The Solution

The truth is simple, if it were complicated then everyone would understand.

-Walt Whitman

- We must learn how to express ourselves in this visual language
- The advantage: We have been exposed to this language every day of our lives, 24/7 awake or asleep.

Schema

- Graphemes and Phonemes
- Use less precise descriptors (non-latent)
- Use more precise directions (non-lazy)

- Blob
- Form
- Squiggle
- Etc.

- 3° is not horizontal
- 87° is not vertical

Tools

- Squinty one-eye
- Clockface or protractor
- Skewer or Paper
- Your thumb, in a pinch
- A refreshed internal vocabulary
- More tools will be added as we advance

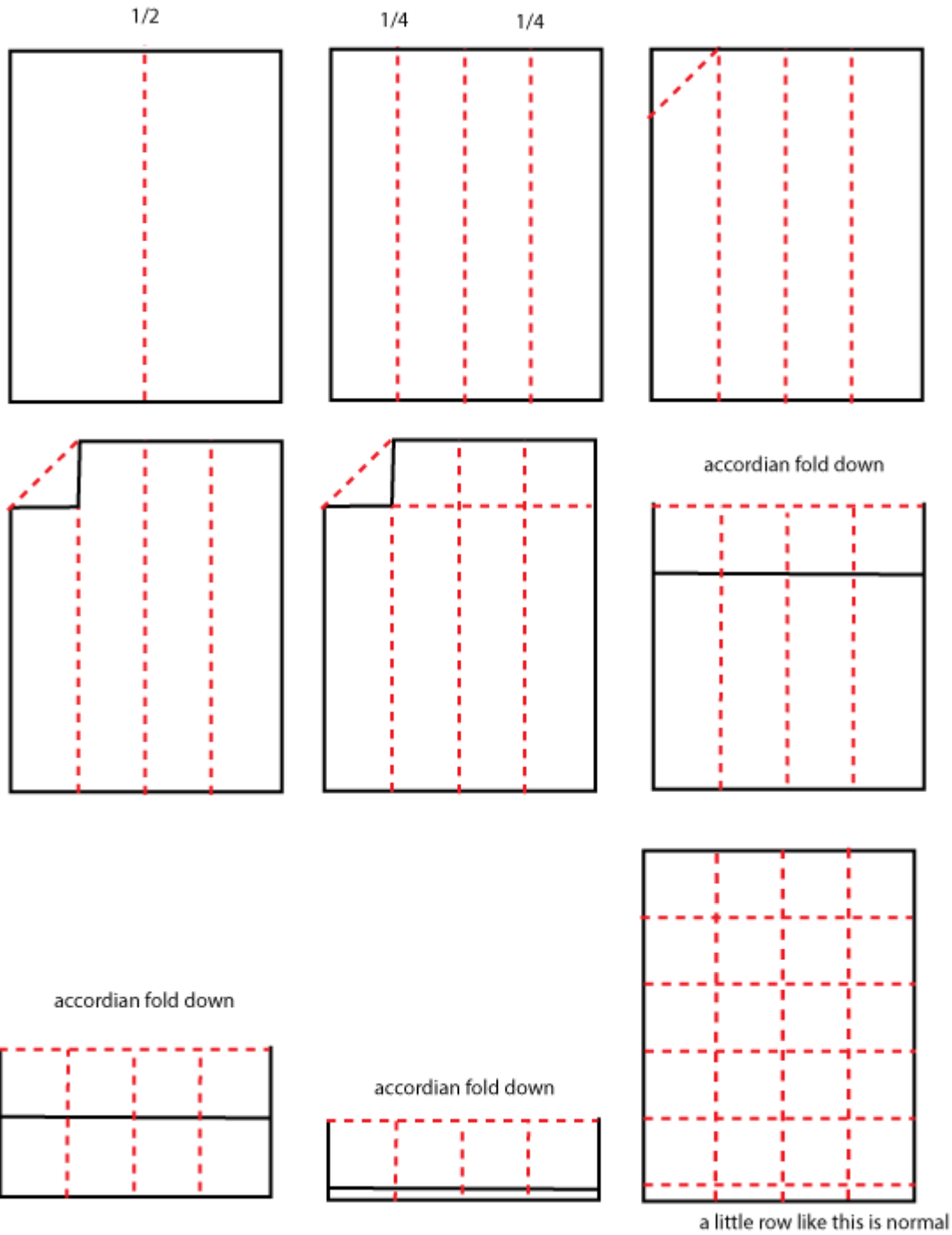
Course Contents


- Day One- Contours
- Day Two- Values/Shading
- Day Three- Perspective
- Day Four- Observation

Day One Agenda

- 1 minute drawing
- Baseline Drawing
- Slideshow
- Developing a class list of grapheme descriptors
- Grapheme Square Exercise
- Upside Down Contour Drawing w/new language
- Start on Homework, a simple grid for scaling
- More info at [HTTP://wp.me/P2AHjC-EE](http://wp.me/P2AHjC-EE)

How to fold your source paper and your target paper.





Easy,
right?

As the subject becomes more complex, practice visualizing the different graphemes that make up this image, and that will guide your initial contour lines.

